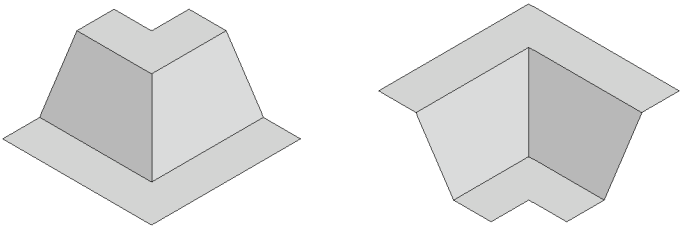
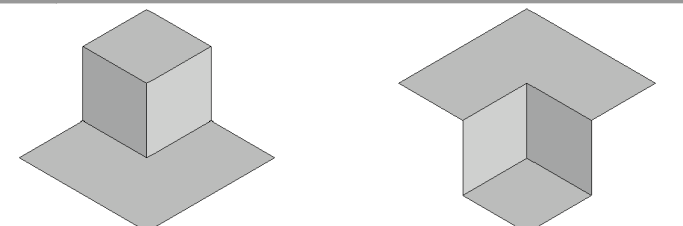
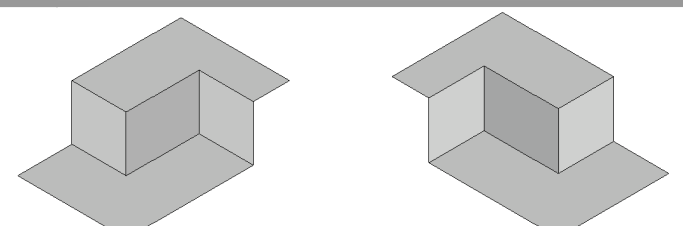
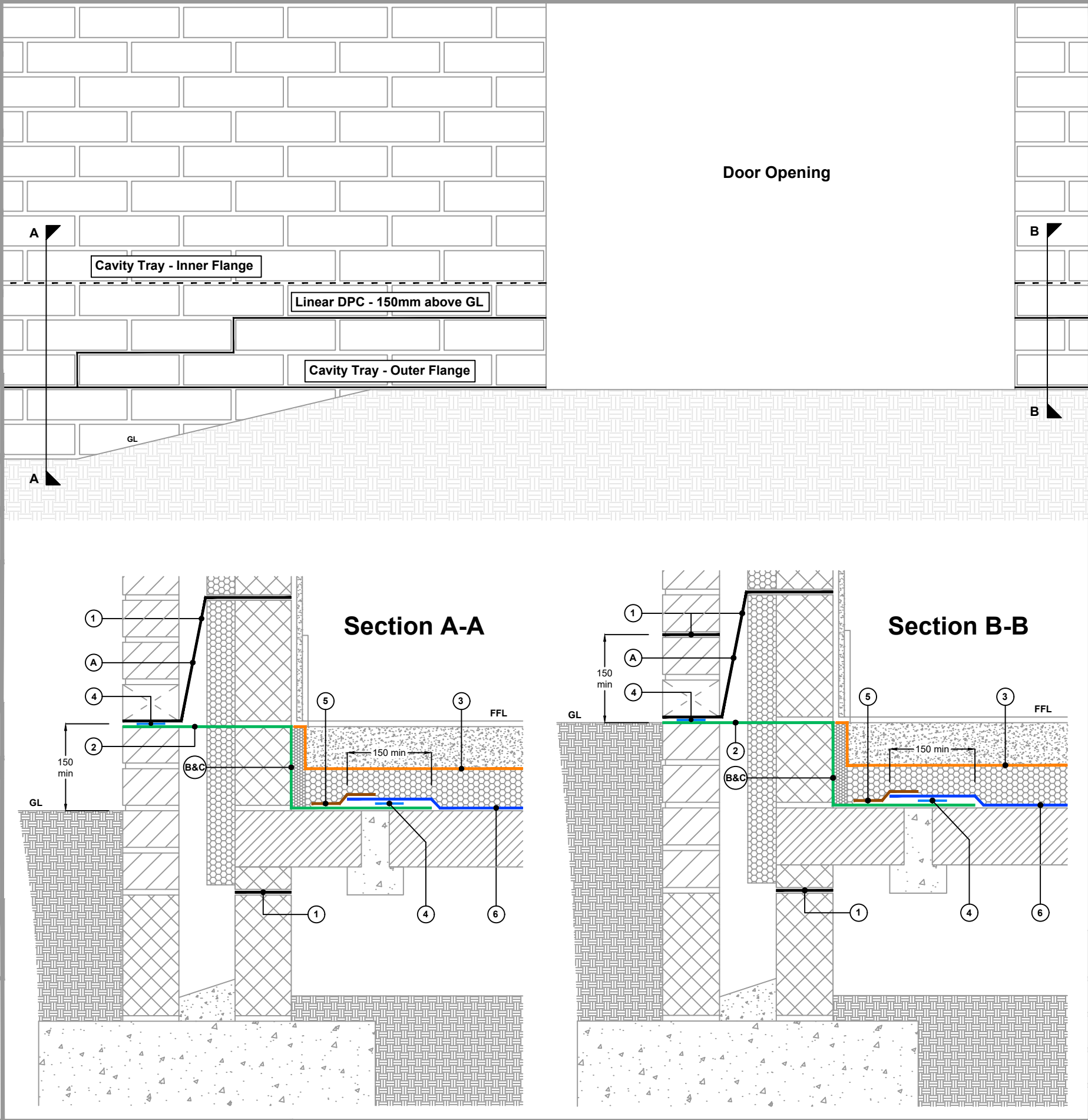


Key to materials:	
1	Visqueen Zedex CPT High Performance Damp Proof Course
2	Visqueen Ultimate Gas Damp Proof Course
3	Visqueen Vapour Check or Visqueen Vapour Barrier
4	VisqueenPro Double Sided Jointing Tape
5	Visqueen Gas Resistant Foil Lap Tape
6	Visqueen Gas Barrier
A	PFU-501 Preformed Units at corners
	
B	PFU-553 Preformed Units at corners
	
C	PFU-206 Preformed Units at door threshold
	



CRITICAL GUIDANCE NOTES

Visqueen Guidance Details are for illustration purposes only. It is the lead designer's responsibility to ensure Guidance Details are incorporated correctly into construction drawings.

Visqueen take no project design liability, or responsibility for the use of Guidance Details. Visqueen have no control over the situation in which the products are installed. Visqueen provide a Contract Design Service where project specific drawings can be produced. Contact Visqueen Technical Services for further information.

Site construction sequencing should be assessed before the appropriate Guidance Detail is selected and approved by the lead designer.

All Visqueen materials must be installed in strict accordance with the Visqueen Product Datasheets and applicable third party certificates.

DPCs and DPC cavity trays to be installed in accordance with BS 8215:1991, PD 6697:2019 and BS 8000-3:2020.

Radon protection in accordance with national building regulations and BR211:2023.

Ground gas protection in accordance with BS 8485:2015 + A1:2019.

Visqueen air and vapour control layers (AVCLs) should be installed in accordance with the recommendations of BS 5250:2021.

Visqueen Gas Barrier can be installed with welded lap joints. Contact Visqueen Technical Services for further information.

Visqueen Preformed Units are available to assist detailing at internal corners, external corners and door thresholds. See A, B and C on key to materials.

Drawing not to scale, use figured dimensions only. All figured dimensions are in millimetres.

Guidance Detail


Date: November 2023

Drawing No: GB-11

Revision: A

Drawn by: JR

Approved by: SD



Tel: 0333 202 6800

enquiries@visqueen.com

www.visqueen.com

© Copyright reserved. This drawing may not be reproduced or amended without prior written permission.



BARRIER ABOVE SLAB,
BEAM & BLOCK FLOOR AT LEVEL THRESHOLD
WITH LOCALLY RAISED GROUND LEVEL